

PAD007Hu01

Polyclonal Antibody to Valyl tRNA Synthetase (VARs)

Organism Species: *Homo sapiens* (Human)

Instruction manual

FOR RESEARCH USE ONLY

NOT FOR USE IN CLINICAL DIAGNOSTIC PROCEDURES

13th Edition (Revised in Aug, 2023)

[PROPERTIES]

Source: Polyclonal antibody preparation

Host: Rabbit

Purification: Antigen-specific affinity chromatography followed by Protein A affinity chromatography

Traits: Liquid

Concentration: 0.5mg/mL

UOM: 100µL

Cross Reactivity: Mouse;Rat;Porcine.

Applications: WB; IHC

[IMMUNOGEN]

Immunogen: Recombinant VARS (Ser2~Gln219) expressed in *E.coli*

Accession No.: RPD007Hu01

[APPLICATIONS]

Western blotting: 0.01-2µg/mL;

Immunohistochemistry: 5-20µg/mL;

Optimal working dilutions must be determined by end user.

[FORMULATION]

Form & Buffer: Supplied as solution form in PBS, pH7.4, containing 0.02% NaN₃, 50% glycerol.

[STORAGE AND STABILITY]

Storage: Avoid repeated freeze/thaw cycles.


Store at 4°C for frequent use.

Aliquot and store at -20°C for 24 months.

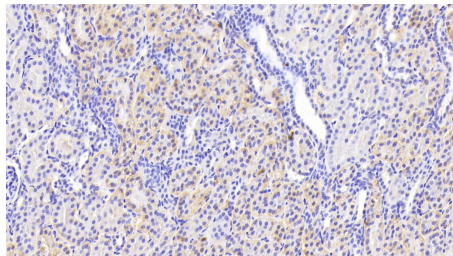
Stability Test: The thermal stability is described by the loss rate. The loss rate was determined by accelerated thermal degradation test, that is, incubate the protein at 37°C for 48h, and no obvious degradation and precipitation were observed. The loss rate is less than 5% within the

expiration date under appropriate storage condition.

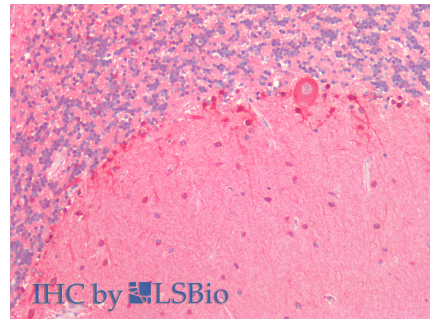
[IDENTIFICATION]



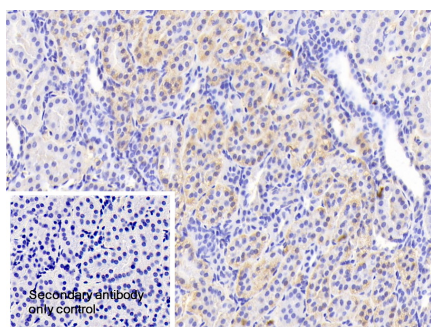
Western Blot; Sample: Lane1: K562 cell lysate; Lane2: Hela cell lysate; Lane3: HepG2 cell lysate Primary Ab: 2?g/ml Rabbit Anti-Human VARS Antibody Second Ab: 0.2μg/mL HRP-Linked Caprine Anti-Rabbit IgG Polyclonal Antibody (Catalog: SAA544Rb19)



DAB staining on IHC-P; Samples: Human Kidney Tissue; Primary Ab: 20?g/ml Rabbit Anti-Human VARS Antibody Second Ab: 2μg/mL HRP-Linked Caprine Anti-Rabbit IgG Polyclonal Antibody (Catalog: SAA544Rb19)



Vector Red staining on IHC-P; Samples: Human Cerebellum Tissue; Primary Ab: 10μg/ml Rabbit Anti-Human VARS Antibody Second Ab: 2μg/mL HRP-Linked Caprine Anti-Rabbit IgG Polyclonal Antibody



DAB staining on IHC-P; Sample: Human Kidney Tissue Primary Ab: 20μg/ml Rabbit Anti-Human VARS Antibody Control: Used PBS instead of primary antibody Second Ab: 2μg/ml HRP-Linked Caprine Anti-Rabbit IgG Polyclonal Antibody (Catalog: SAA544Rb19)

[IMPORTANT NOTE]

The kit is designed for research use only, we will not be responsible for any issue if the kit was used in clinical diagnostic or any other procedures.