

PAA199Ra01

Polyclonal Antibody to Fatty Acid Binding Protein 9, Testis (FABP9)

Organism Species: *Rattus norvegicus* (Rat)

Instruction manual

FOR RESEARCH USE ONLY

NOT FOR USE IN CLINICAL DIAGNOSTIC PROCEDURES

13th Edition (Revised in Aug, 2023)

[PROPERTIES]

Source: Polyclonal antibody preparation

Host: Rabbit

Purification: Antigen-specific affinity chromatography followed by Protein A affinity chromatography

Traits: Liquid

Concentration: 500µg/mL

UOM: 1

Cross Reactivity: Mouse

Applications: WB,IHC

[IMMUNOGEN]

Immunogen: Recombinant FABP9 (Met1~Glu130 (Accession # P55054)) expressed in *E.coli*

Accession No.: RPA199Ra01

[APPLICATIONS]

Western blotting: 0.01-3µg/mL

Immunohistochemistry: 5-30µg/mL

Immunocytochemistry: 5-30µg/mL

Optimal working dilutions must be determined by end user.

[FORMULATION]

Form & Buffer: Supplied as solution form in 0.01M PBS, pH7.4, containing 0.05% Proclin-300, 50% glycerol.

[STORAGE AND STABILITY]

Storage: Avoid repeated freeze/thaw cycles.

Store at 4°C for frequent use.

Aliquot and store at -20°C for 24 months.

Stability Test: The thermal stability is described by the loss rate. The loss rate was determined by accelerated thermal degradation test, that is, incubate the protein at 37°C for 48h, and no

obvious degradation and precipitation were observed. The loss rate is less than 5% within the expiration date under appropriate storage condition.

[IDENTIFICATION]


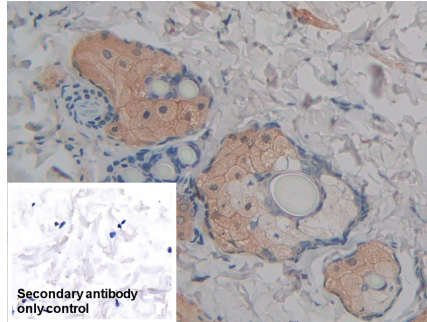
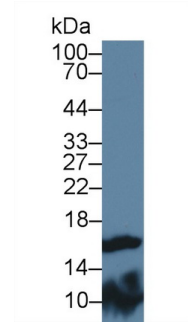



Figure. Western Blot; Sample: Recombinant FABP9, Rat.



DAB staining on IHC-P; Sample: Rat Skin Tissue; Primary Ab: 10µg/ml Rabbit Anti-Rat FABP9 Antibody
 Second Ab: 2µg/mL HRP-Linked Caprine Anti-Rabbit IgG Polyclonal Antibody (Catalog: SAA544Rb19)
 Secondary antibody only control: Used PBS instead of primary antibody,
 Second Ab: 2µg/mL HRP-Linked Capri



Western Blot; Sample: Mouse Testis lysate;
 Primary Ab: 3µg/ml Rabbit Anti-Rat FABP9 Antibody
 Second Ab: 0.2µg/mL HRP-Linked Caprine Anti-Rabbit IgG Polyclonal Antibody
 (Catalog: SAA544Rb19)



Western Blot; Sample: Rat Testis lysate;
 Primary Ab: 3µg/ml Rabbit Anti-Rat FABP9 Antibody
 Second Ab: 0.2µg/mL HRP-Linked Caprine Anti-Rabbit IgG Polyclonal Antibody
 (Catalog: SAA544Rb19)

[IMPORTANT NOTE]

The kit is designed for research use only, we will not be responsible for any issue if the kit was used in clinical diagnostic or any other procedures.