

**PAC308Mu01**

**Polyclonal Antibody to Aurora Kinase C (AURKC)**

**Organism Species: *Mus musculus* (Mouse)**

***Instruction manual***

**FOR RESEARCH USE ONLY**

**NOT FOR USE IN CLINICAL DIAGNOSTIC PROCEDURES**

---

13th Edition (Revised in Aug, 2023)

## **[ PROPERTIES ]**

**Source:** Polyclonal antibody preparation

**Host:** Rabbit

**Purification:** Antigen-specific affinity chromatography followed by Protein A affinity chromatography

**Traits:** Liquid

**Concentration:** 0.5mg/ml

**UOM:** 100µl

**Cross Reactivity:** N/A

**Applications:** WB,IHC

## **[ IMMUNOGEN ]**

**Immunogen:** Recombinant AURKC (Thr5~Ala237) expressed in *E.coli*

**Accession No.:** RPC308Mu01

## **[ APPLICATIONS ]**

Western blotting: 0.01-2µg/mL;

Immunohistochemistry: 5-20µg/mL;

Optimal working dilutions must be determined by end user.

## **[ FORMULATION ]**

**Form & Buffer:** Supplied as solution form in 0.01M PBS, pH7.4, containing 0.05% Proclin-300, 50% glycerol.

## **[ STORAGE AND STABILITY ]**

**Storage:** Avoid repeated freeze/thaw cycles.

Store at 4°C for frequent use.

Aliquot and store at -20°C for 24 months.

**Stability Test:** The thermal stability is described by the loss rate. The loss rate was determined by accelerated thermal degradation test, that is, incubate the protein at 37°C for 48h, and no obvious degradation and precipitation were observed. The loss rate is less than 5% within the

expiration date under appropriate storage condition.

## [ IDENTIFICATION ]


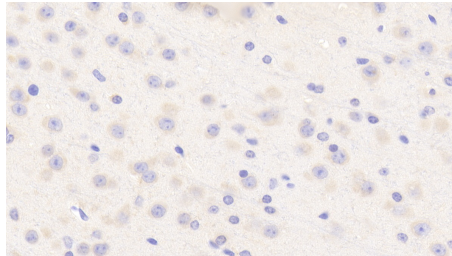



Figure. Western Blot; Sample: Recombinant AURKC, Mouse.



DAB staining on IHC-P; Samples:

Mouse Cerebrum Tissue; Primary Ab: 20 $\mu$ g/ml Rabbit Anti-Mouse AURKC Antibody Second Ab: 2 $\mu$ g/mL HRP-Linked Caprine Anti-Rabbit IgG Polyclonal Antibody (Catalog: SAA544Rb19)



Western Blot; Sample: Mouse Testis lysate;  
Primary Ab: 1 $\mu$ g/ml Rabbit Anti-Mouse AURKC Antibody  
Second Ab: 0.2 $\mu$ g/mL HRP-Linked Caprine Anti-Rabbit IgG Polyclonal Antibody (Catalog: SAA544Rb19)

## [ IMPORTANT NOTE ]

The kit is designed for research use only, we will not be responsible for any issue if the kit was used in clinical diagnostic or any other procedures.