

PAS085Ge01

Polyclonal Antibody to Angiotensin 1-7 (Ang1-7)

Organism Species: *Pan-species (General)*

Instruction manual

FOR RESEARCH USE ONLY

NOT FOR USE IN CLINICAL DIAGNOSTIC PROCEDURES

12th Edition (Revised in Aug, 2016)

[PROPERTIES]

Source: Polyclonal antibody preparation

Host: Rabbit

Purification: Antigen-specific affinity chromatography followed by Protein A affinity chromatography

Traits: Liquid

Concentration: 0.82mg/ml

UOM: 100µl

Cross Reactivity: General

Applications: WB; IHC; ICC; IP.

[IMMUNOGEN]

Immunogen: Synthetic Peptide, Ang1-7 conjugated to OVA. Target peptide sequence: DRVYIHP.

Accession No.: CPS085Ge21

[APPLICATIONS]

Western blotting: 0.5-5µg/mL;

Immunohistochemistry: 5-50µg/mL;

Immunocytochemistry: 5-50µg/mL;

Optimal working dilutions must be determined by end user.

[FORMULATION]

Form & Buffer: Supplied as solution form in 0.01M PBS, pH7.4, containing 0.05% Proclin-300, 50% glycerol.

[STORAGE AND STABILITY]

Storage: Avoid repeated freeze/thaw cycles.

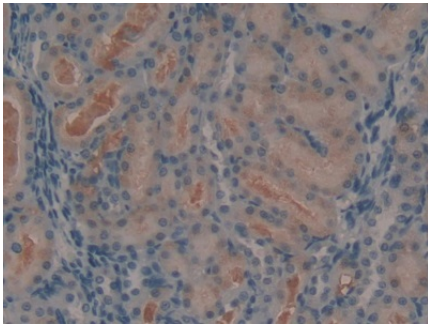
Store at 4°C for frequent use.

Aliquot and store at -20°C for 12 months.

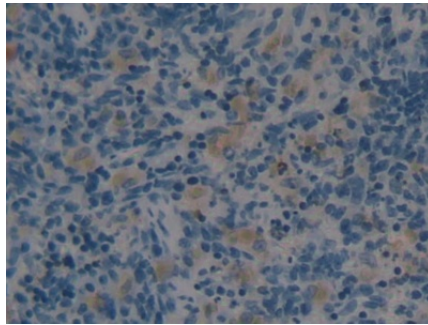
Stability Test: The thermal stability is described by the loss rate. The loss rate was determined

by accelerated thermal degradation test, that is, incubate the protein at 37°C for 48h, and no obvious degradation and precipitation were observed. The loss rate is less than 5% within the expiration date under appropriate storage condition.

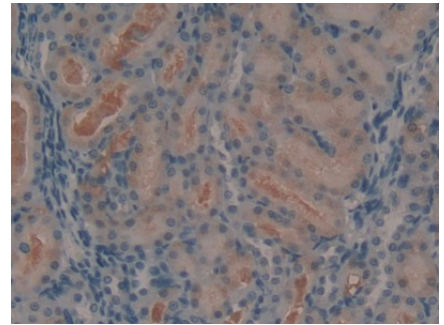
[IDENTIFICATION]



DAB staining on IHC-P; Samples: Rat Kidney Tissue; Primary Ab: 5µg/ml Rabbit Anti-Multi-species Ang



DAB staining on IHC-P; Samples: Rat Spleen Tissue; Primary Ab: 5µg/ml Rabbit Anti-Multi-species Ang1-7 Antibody
Second Ab: 2µg/mL HRP-Linked Caprine Anti-Rabbit IgG Polyclonal Antibody
(Catalog: SAA544Rb19)



DAB staining on IHC-P; Samples: Rat Kidney Tissue; Primary Ab: 5µg/ml Rabbit Anti-Multi-species Ang1-7 Antibody
Second Ab: 2µg/mL HRP-Linked Caprine Anti-Rabbit IgG Polyclonal Antibody
(Catalog: SAA544Rb19)

[IMPORTANT NOTE]

The kit is designed for research use only, we will not be responsible for any issue if the kit was used in clinical diagnostic or any other procedures.