

PAC287Hu01

Polyclonal Antibody to Alanine Glyoxylate Aminotransferase (AGXT)

Organism Species: *Homo sapiens (Human)*

Instruction manual

FOR RESEARCH USE ONLY

NOT FOR USE IN CLINICAL DIAGNOSTIC PROCEDURES

13th Edition (Revised in Aug, 2023)

[PROPERTIES]

Source: Polyclonal antibody preparation

Host: Rabbit

Purification: Antigen-specific affinity chromatography followed by Protein A affinity chromatography

Traits: Liquid

Concentration: 1mg/mL

UOM: 10 μ L

Cross Reactivity: Mouse;Rat;Porcine.

Applications: WB; IHC; ICC; IP.

[IMMUNOGEN]

Immunogen: Recombinant AGXT (Gly63~Leu247) expressed in *E.coli*

Accession No.: RPC287Hu01

[APPLICATIONS]

Western blotting: 0.01-2 μ g/mL;

Immunohistochemistry: 5-20 μ g/mL;

Immunocytochemistry: 5-20 μ g/mL;

Optimal working dilutions must be determined by end user.

[FORMULATION]

Form & Buffer: Supplied as solution form in 0.01M PBS, pH7.4, containing 0.05% Proclin-300, 50% glycerol.

[STORAGE AND STABILITY]

Storage: Avoid repeated freeze/thaw cycles.

Store at 4°C for frequent use.

Aliquot and store at -20°C for 24 months.

Stability Test: The thermal stability is described by the loss rate. The loss rate was determined by accelerated thermal degradation test, that is, incubate the protein at 37°C for 48h, and no

obvious degradation and precipitation were observed. The loss rate is less than 5% within the expiration date under appropriate storage condition.

[IDENTIFICATION]


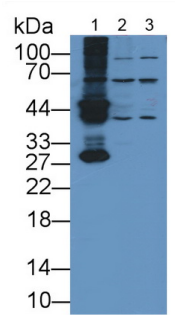
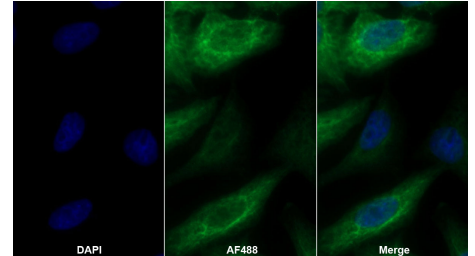


Figure. Western Blot; Sample: Recombinant AGXT, Human.



Western Blot; Sample: Lane1: Rat Liver lysate; Lane2: Mouse Liver lysate; Lane3: Porcine Liver lysate
 Primary Ab: 1µg/mL Rabbit Anti-Human AGXT Antibody
 Second Ab: 0.2µg/mL HRP-Linked Caprine Anti-Rabbit IgG Polyclonal Antibody
 (Catalog: SAA544Rb19)



AF488 staining on IF;
 Sample: HepG2 cell
 Primary Ab: 20µg/ml Rabbit Anti-Human AGXT Antibody
 Second Ab: 2µg/ml AF488-Linked Caprine Anti-Rabbit IgG Polyclonal Antibody
 (Catalog: SAA544Rb11)

[IMPORTANT NOTE]

The kit is designed for research use only, we will not be responsible for any issue if the kit was used in clinical diagnostic or any other procedures.