

PAF182Mu01

Polyclonal Antibody

To 17-Beta-Hydroxysteroid Dehydrogenase Type 12 (HSD17b12)

Organism Species: Mus musculus (Mouse)

Instruction manual

FOR IN VITRO USE AND RESEARCH USE ONLY

NOT FOR USE IN CLINICAL DIAGNOSTIC PROCEDURES

10th Edition (Revised in Jan, 2014)

[PRODUCT INFORMATION]

Immunogen: HSD17b12, Mouse

Clonality: Polyclonal

Host: Rabbit

Immunoglobulin Type: IgG

Purification: Affinity Chromatography.

Applications: WB, ICC, IHC-P, IHC-F, ELISA

Concentration: 200µg/mL

UOM: 100µg

[IMMUNOGEN INFORMATION]

Immunogen: Recombinant HSD17b12 (Met1~Asn312) with two N-terminal Tags, His-tag and GST-tag expressed in *E.coli*.

Accession No.: RPF182Mu01

[ANTIBODY SPECIFICITY]

The antibody is a rabbit polyclonal antibody raised against HSD17b12. It has been selected for its ability to recognize HSD17b12 in immunohistochemical staining and western blotting.

[APPLICATIONS]

Western blotting: 1:50-400

Immunocytochemistry in formalin fixed cells: 1:50-500

Immunohistochemistry in formalin fixed frozen section: 1:50-500

Immunohistochemistry in paraffin section: 1:10-100

Enzyme-linked Immunosorbent Assay: 1:100-200

Optimal working dilutions must be determined by end user.

[CONTENTS]

Form & Buffer: Supplied as solution form in PBS, pH7.4, containing 0.02% NaN₃, 50% glycerol.

[QUALITY CONTROL]

Content: The quality control contains recombinant HSD17b12 (Met1~Asn312) disposed in loading buffer.

Usage: 10uL per well when 3,3'-Diaminobenzidine(DAB) as the substrate.
5uL per well when used in enhanced chemiluminescent (ECL).

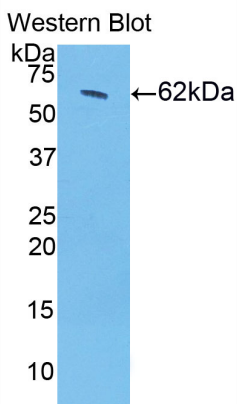
Note: The quality control is specifically manufactured as the positive control. Not used for other purposes.

Loading Buffer: 100mM Tris(pH8.8), 2% SDS, 200mM NaCl, 50% glycerol, BPB 0.01%, NaN₃ 0.02%.

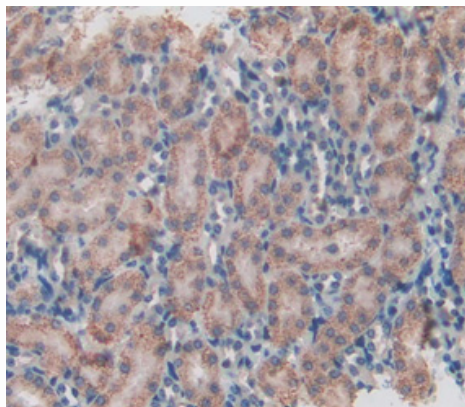
[STORAGE]

Store at 4°C for frequent use. Stored at -20°C to -80°C in a manual defrost freezer for one year without detectable loss of activity. Avoid repeated freeze-thaw cycles.

[IMAGES]



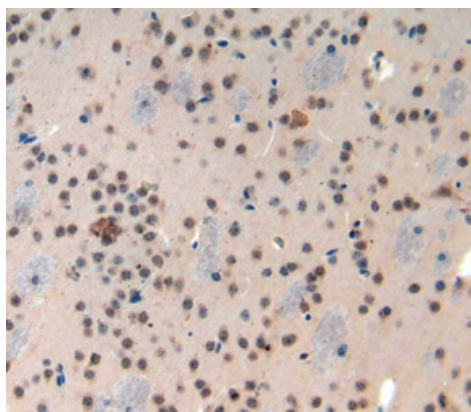
Used in Western Blot, Sample:
Recombinant HSD17b12, Mouse



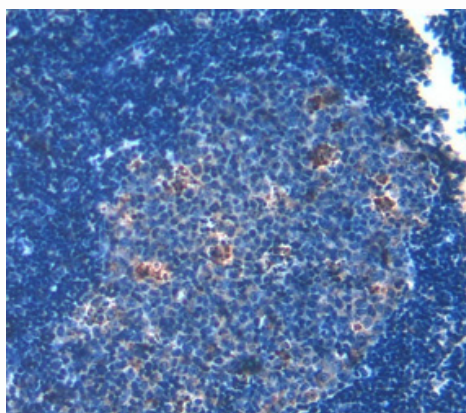
**Used in DAB staining on formalin fixed
paraffin- embedded kidney tissue**

PAF182Mu01
Polyclonal Antibody
To 17-Beta-Hydroxysteroid Dehydrogenase Type 12 (HSD17b12)
Organism Species: Mus musculus (Mouse)
Instruction manual

FOR IN VITRO USE AND RESEARCH USE ONLY
NOT FOR USE IN CLINICAL DIAGNOSTIC PROCEDURES



**Used in DAB staining on formalin fixed
paraffin- embedded brain tissue**



**Used in DAB staining on formalin fixed
paraffin- embedded lymph node tissue**