

MAB250Hu23

Monoclonal Antibody to Cluster Of Differentiation 73 (CD73)

Organism Species: *Homo sapiens* (Human)

Instruction manual

FOR RESEARCH USE ONLY

NOT FOR USE IN CLINICAL DIAGNOSTIC PROCEDURES

13th Edition (Revised in Aug, 2023)

[PROPERTIES]

Source: Monoclonal antibody preparation

Host: Mouse

Antibody isotype: IgG2b Kappa

Purification: Protein A + Protein G affinity chromatography

Clone number: D7

Traits: Liquid

Concentration: 1mg/ml

UOM: 100µl

Cross Reactivity: Porcine.

Applications: WB; IHC; ICC; IP.

[IMMUNOGEN]

Immunogen: Recombinant CD73 (Leu29~Thr500) expressed in *E.coli*

Accession No.: RPB250Hu01

[APPLICATIONS]

Western blotting: 0.01-2µg/mL;

Immunohistochemistry: 5-20µg/mL;

Immunocytochemistry: 5-20µg/mL;

Optimal working dilutions must be determined by end user.

[FORMULATION]

Form & Buffer: Supplied as solution form in 0.01M PBS, pH7.4, containing 0.05% Proclin-300, 50% glycerol.

[STORAGE AND STABILITY]

Storage: Avoid repeated freeze/thaw cycles.

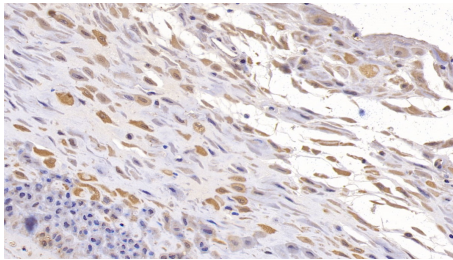
Store at 4°C for frequent use.

Aliquot and store at -20°C for 24 months.

Stability Test: The thermal stability is described by the loss rate. The loss rate was determined

by accelerated thermal degradation test, that is, incubate the protein at 37°C for 48h, and no obvious degradation and precipitation were observed. The loss rate is less than 5% within the expiration date under appropriate storage condition.

[IDENTIFICATION]



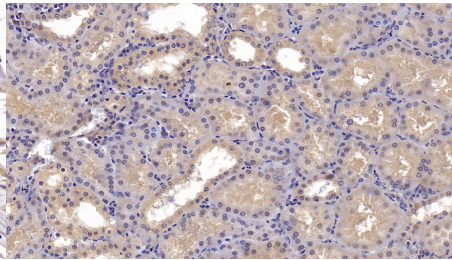
DAB staining on IHC-P;

Sample: Human Placenta Tissue;

Primary Ab: 10µg/ml Mouse Anti-Human CD73 Antibody

Second Ab: 2µg/mL HRP-Linked Caprine Anti-Mouse IgG Polyclonal Antibody

(Catalog: SAA544Mu19)



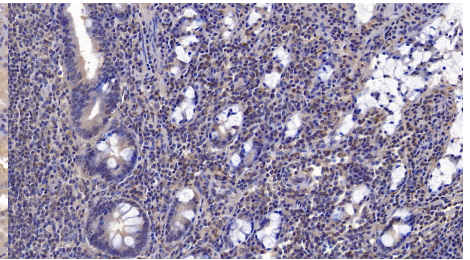
DAB staining on IHC-P;

Sample: Human Kidney Tissue;

Primary Ab: 10µg/ml Mouse Anti-Human CD73 Antibody

Second Ab: 2µg/mL HRP-Linked Caprine Anti-Mouse IgG Polyclonal Antibody

(Catalog: SAA544Mu19)



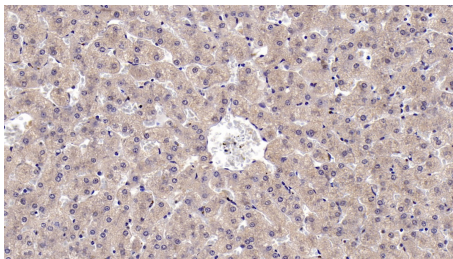
DAB staining on IHC-P;

Sample: Human Small intestine Tissue;

Primary Ab: 10µg/ml Mouse Anti-Human CD73 Antibody

Second Ab: 2µg/mL HRP-Linked Caprine Anti-Mouse IgG Polyclonal Antibody

(Catalog: SAA544Mu19)



DAB staining on IHC-P;

Sample: Human Liver Tissue;

Primary Ab: 10µg/ml Mouse Anti-Human CD73 Antibody

Second Ab: 2µg/mL HRP-Linked Caprine Anti-Mouse IgG Polyclonal Antibody

(Catalog: SAA544Mu19)

[IMPORTANT NOTE]

The kit is designed for research use only, we will not be responsible for any issue if the kit was used in clinical diagnostic or any other procedures.