

P90099Rb02

Matrix Metalloproteinase 13 (MMP13)

Organism: *Oryctolagus cuniculus* (Rabbit)

Instruction manual

FOR IN VITRO USE AND RESEARCH USE ONLY
NOT FOR USE IN CLINICAL DIAGNOSTIC PROCEDURES

5th Edition (Revised in January, 2013)

[DESCRIPTION]

Protein Names: Matrix Metalloproteinase 13

Synonyms: MMP13

Species: Rabbit

Size: 100µg

Source: *Escherichia coli*-derived

Subcellular Location: Secreted, extracellular space,
extracellular matrix.

[PROPERTIES]

Residues: Ser287~Gln449 (Accession # O62806),
with N-terminal His-Tag.

Grade & Purity: >95%, 21kDa as determined by
SDS-PAGE reducing conditions.

Formulation: Supplied as lyophilized form in PBS, pH
7.4, containing 5% sucrose, 0.01% sarcosyl.

Endotoxin Level: <1.0 EU per 1µg (determined by
the LAL method).

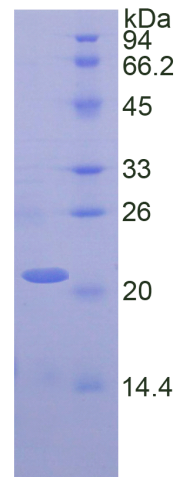
Applications: SDS-PAGE; WB; ELISA; IP.

(May be suitable for use in other assays to be determined by the end user.)




Predicted Molecular Mass: 20.3kDa

Predicted isoelectric point: 5.9

Rabbit MMP13



15% SDS-PAGE

Unique product Superb quality Client favorite Nicest service  ISO9001:2008;  ISO13485:2003; 

11271 Richmond Avenue, H104, Houston, TX 77082, USA | Toll free: 001-888-960-7402 | Fax: 001-832-538-0088 | Email: mail@uscnc.us | Http://www.uscnc.us
Export Processing Zone, Wuhan 430056, P.R.China | Toll free: 0086-800-880-0687 | Fax: 0086-27-8425-9551 | Email: mail@uscnc.com | Http://www.uscnc.com

[PREPARATION]

Reconstitute in sterile PBS, pH7.2-pH7.4.

[STORAGE AND STABILITY]

Storage: Avoid repeated freeze/thaw cycles.

Store at 2-8°C for one month.

Aliquot and store at -80°C for 12 months.

Stability Test: The thermal stability is described by the loss rate of the target protein. The loss rate was determined by accelerated thermal degradation test, that is, incubate the protein at 37°C for 48h, and no obvious degradation and precipitation were observed. (Referring from China Biological Products Standard, which was calculated by the Arrhenius equation.) The loss of this protein is less than 5% within the expiration date under appropriate storage condition.

[SEQUENCES]

The target protein is fused with N-terminal His-Tag, its sequence is listed below.
MGHHHHHSGS- SLSL DAITSLRGET MIFKDRFFWR LHPQQVDAEL FLTKSFWPEL
PNRIDAAYEH PARDLIFIFR GKKFWAPNGY DILEGY PQKL SELGFPREVK KISAAVHFED
TGKTLFFSGN QVWSYDDTNH TMDQDYPRLI EEEFPGIGGK VDAVYEKNGY IYFFNGPIQ