

**rP92452Mu01 100µg**  
**Ectodysplasin A (EDA)**  
**Organism: Mus musculus (Mouse)**  
***Instruction manual***

FOR IN VITRO USE AND RESEARCH USE ONLY  
NOT FOR USE IN CLINICAL DIAGNOSTIC PROCEDURES

7th Edition (Revised in May, 2013)

## [ **PROPERTIES** ]

**Residues:** Pro141~Thr378 (Accession # O54693),  
with N-terminal His-Tag.

**Host:** *E. coli*

**Subcellular Location:** Cell membrane;  
Single-pass type II membrane protein.

**Purity:** >95%

**Endotoxin Level:** <1.0EU per 1µg  
(determined by the LAL method).

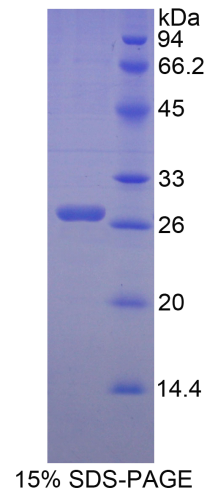
**Formulation:** Supplied as lyophilized form in PBS,  
pH7.4, containing 5% sucrose, 0.01% sarcosyl.

**Predicted isoelectric point:** 9.4

**Predicted Molecular Mass:** 26.5kDa




**Applications:** SDS-PAGE; WB; ELISA; IP.

(May be suitable for use in other assays to be determined by the end user.)



## [ **USAGE** ]

Reconstitute in sterile PBS, pH7.2-pH7.4.

*Unique product Superb quality Client favorite Nicest service*  ISO9001:2008 ;  ISO13485:2003 ;  CE

## [ STORAGE AND STABILITY ]

### **Storage: Avoid repeated freeze/thaw cycles.**

Store at 2-8°C for one month.

Aliquot and store at -80°C for 12 months.

**Stability Test:** The thermal stability is described by the loss rate of the target protein. The loss rate was determined by accelerated thermal degradation test, that is, incubate the protein at 37°C for 48h, and no obvious degradation and precipitation were observed. (Referring from China Biological Products Standard, which was calculated by the Arrhenius equation.) The loss of this protein is less than 5% within the expiration date under appropriate storage condition.

## [ SEQUENCES ]

The target protein is fused with N-terminal His-Tag, its sequence is listed below.

MGHHHHHHSG S-PDEKAYSEEE SRRVRRNKRS KSGEGADGPV KNKKKGKKAG  
PPGPNP PGP PGP PGP PGP GIPGIPGIPG TTVMGPPGPP GPPGPQGPPG  
LQPSGAADK TGTRENQPAV VHLQGQGS AI QVKNDLSSGGV LNDWSRITMN PKVFKLHPRS  
GELEVLVDGT YFIYSQVEVY YINFTDFASY EVVVDEKPFL QCTRSIETGK TNYNTCYTAG  
VCLKARQKI AVKMHADIS INMSKHTT